



InteliWash

Intelligent Hygiene System



Version 1C
30.07.2024


Australia's most advanced bidet system is finally here.




This Bidet meets the requirements of AS/NZS 3500, AS/NZS2845.1/2 & the plumbing code of Australia.



The **IntelIWash** Series has all the standard features, such as: bottom wash, ladies wash and 250kg Weight Rating. Advanced features of this bidet include a multi-position, 5-step nozzle adjustment, as well as pulse and oscillate settings to provide a much cleaner wash. This bidet is made for ease of use.



Rear wash



Ladies wash



Remote



Massage



Warm water



5-step adjust



Pulse & Oscillate



Soft Close



The latest generation in Hygiene Technology featuring super slim design.

Approximately 99mm high, making them look more like a normal toilet than the large retrofit bidet options available in the market place today.

Retrofit

Our bidet can be supplied on its own to fit your existing toilet.



Remote Control

Can be wall mounted or held in hand.

Advanced technology has allowed so many features and functions to be compressed in to a simple slimline design.



Super flat profile

InteliWash is designed with the largest usable seat area providing maximum comfort for users of all sizes.



Side Control

Operate your Bidet Wash and Ladies Wash without the remote control.

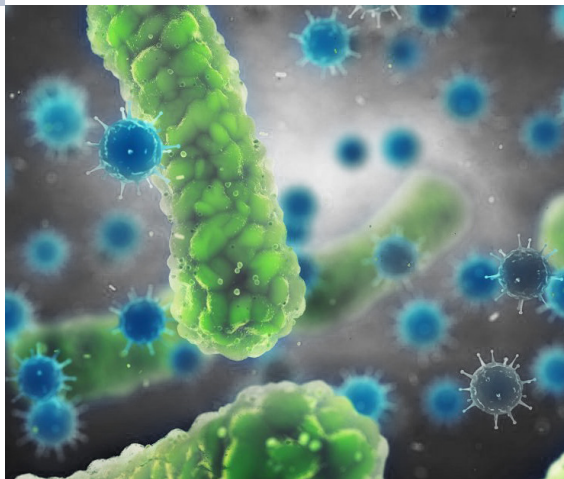


Simple to operate

So simple a child can use it. The IntelliWash provides ultimate performance with least amount of buttons.

Anti-microbial plastic repels germs.

The materials used throughout this bidet act as a non-toxic health barrier, and are highly efficient at protecting against bacteria, fungi, viruses and germs.





Optional MF Filter

2 Stage External Filter.

1. The sediment filter removes particles from the water before it enters the bidet. Protecting your internal heating systems.
2. Water then passes through the ceramic balls, collecting silver ions that attack bacteria, germs and viruses.

Must be ordered at the time of purchase.

Stainless Steel Nozzle/Tip

Designed with your health in mind, the stainless steel nozzle & tip is a standard feature on the Inteliwash.



Easy to Remove Seat and Lid

Seat and lid can be removed using the quick release dial.

Smart Night Light

For your safety, a night light comes standard.

Auto light sensors to turn on/off depending on the environment.



Warranty

2 years full replacement.

If anything goes wrong with the internal elements of your bidet, it may be replaced free of charge. T&C's apply.

Visit <https://thebidetshop.com.au/pages/warranty.html> for more info.

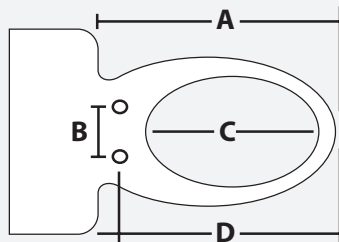
Write your measurements here:

A

B

C

D



Toilet Compatibility

Elongated

A: 520mm or above

B: 140-195mm

C: 340mm or above

D: 430mm - 489mm

Top or Bottom fixing bolt options available.

Internal Fixing Kit Available.

To be installed by a licensed plumber. Power point and external tap required.
Water Pressure 100-680KPA.

Specifications

Model	InteliWash
Filter	Dual Filtration System
Nozzle	Stainless tip, Stainless shaft
Dimensions (WxHxL MM)	370 x 105 x 520mm
Net weight	7kg
Power Rating	AC 230V 50/60Hz 1500W
Sterilization	Standard Filter with MF Filter options available

All our electronic bidet products conform to - AS 2845.2 Minimum Air Gap/AVB Supplementary Dual CV - <https://watermark.abcb.gov.au/product-search/certificate/020094> as of 23/07/2024




WARNING: THIS TOILET DOUCHE SEAT MUST BE INSTALLED WITH APPROPRIATE BACKFLOW PROTECTION CONFORMING TO THE NATIONAL CONSTRUCTION CODE - VOLUME THREE AND PCA

For more information or to purchase contact:



The BIDET SHOP on 1300 BIDETS (that's 1300 243 387).

sales@thebidetshop.com.au



InteliCorp
Intelligent Hygiene Systems

For trade enquiries please contact InteliCorp on **1300 113 000**.