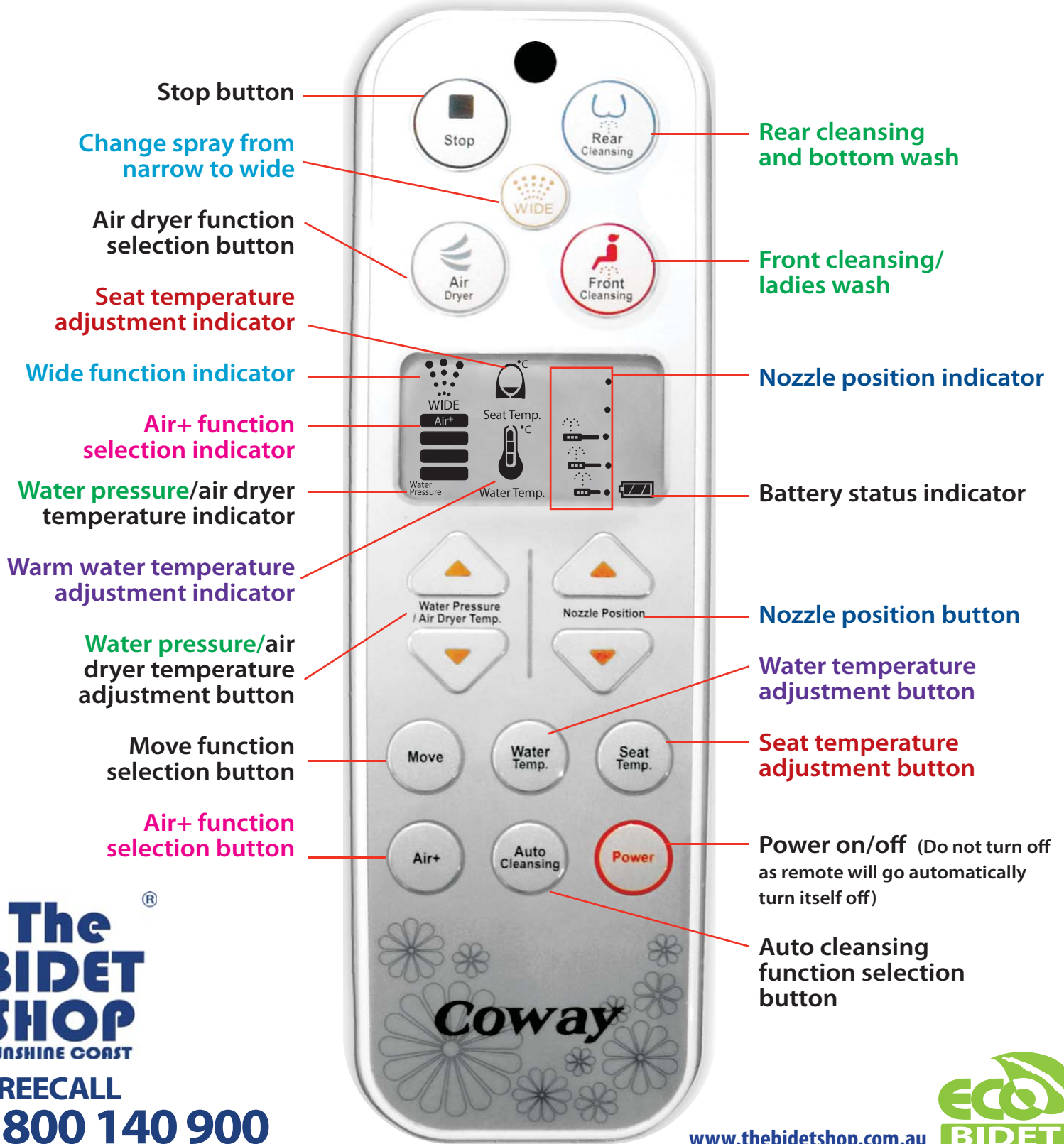


BA08 - Simple to Use

Easy Guide to your Bidet Remote Control

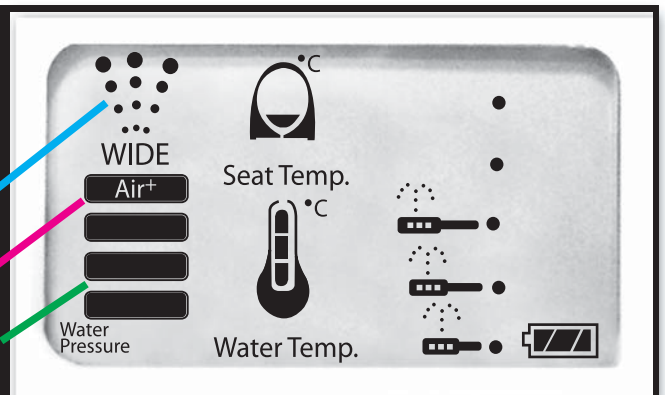


If you are not getting an adequate clean please check your LCD screen, it should show:

WIDE FUNCTION INDICATOR SET TO 1 OR 3 SPRAYS

AIR+ FUNCTION SELECTION INDICATOR

WATER PRESSURE 3 BARS



BA08 - Remote Control Functions

Once your Bidet is set to your preferred temperatures, you only need to press 2 buttons.

First press the 'Rear Cleansing' or 'Front Cleansing' button, the machine will then provide your chosen wash for one minute.

Then press the 'Dry' button and the Bidet will provide a stream of air set at your preferred temperature. If it doesn't dry you immediately, just press the 'Dry' button again or you could soak up the large drops with a large piece of toilet paper.



Function Buttons Explained - What they can do for you



▶ Stop ceases all or any functions.



▶ Press this button for bottom wash. Cleansing will run for 1 minute.



▶ Changes the width of the spray pattern from a single line point to a wider fan spray.



▶ Activates Air Dryer. Dryer will run for 2 minutes. See below regarding adjusting temperature.




▶ Press this button for ladies/front wash. Cleansing will run for 1 minute.



▶ Press arrow up to increase water pressure. Press down arrow to decrease water pressure. Indication is shown by left horizontal bars on the bottom left screen. To adjust the air temperature, press the up and down buttons while the dryer is running.



▶ Pressing arrow up moves the nozzle further forward. Pressing the down arrow will move the nozzle back. 5 positions of these are shown on the right hand side of the screen.



▶ Press the 'Move' function during rear or front cleansing to make the nozzle move forwards and backwards providing a better clean.



▶ Adjusts the water temperature to 3 heating settings or off. Shown on the screen as a thermometer, empty thermometer indicates off. **1bar=Mild 2bars=Medium 3bars=Warmest**



▶ Adjusts the seat temperature to 3 heating settings or off. Shown on the screen as a toilet seat, empty seat indicates off. **1bar=Mild 2bars=Medium 3bars=Warmest**



▶ An additional pressure setting, adding air to the water stream creating a gentler feel with increased cleansing power. This is indicated by a fourth bar on the pressure setting Air+.



▶ Press this button and the bidet will provide a bottom wash for 1 minute and an air dryer for 2 minutes automatically.



▶ This function is rarely used. Please do not touch as when the remote is not in use, it goes into sleep mode (power saving mode) and the screen goes blank. Remote can be 'woken' by pressing any button you require.